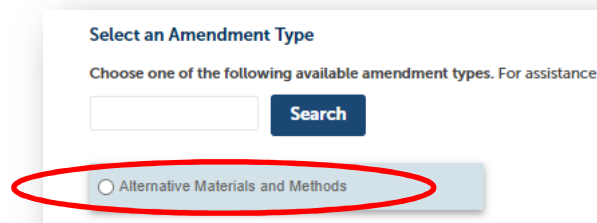
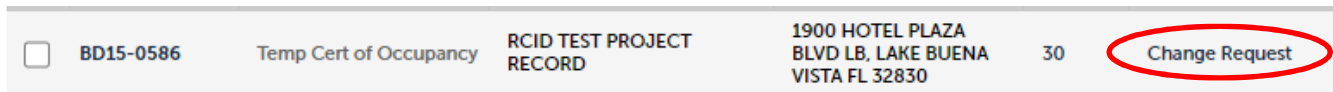


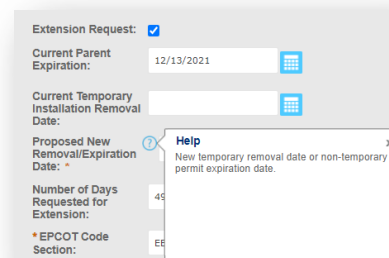
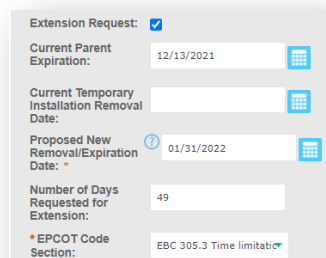
## REQUEST FOR APPROVAL OF ALTERNATIVE MATERIALS, METHODS OR SPECIAL PERMISSION REQUIREMENTS

Requests for Approval of Alternative Materials, Methods or Special Permission shall comply with the following requirements of the Reedy Creek Improvement District (the District) Building and Safety Department.




- 1) - Alternative Materials, Methods or Special Permission (AM&M) requests shall be submitted electronically via the online permitting system, Accela Citizen Access (ACA) at: <https://ca.rcid.org/citizenaccess/>. The electronic form can be found by selecting the Change Request option on the permit and selecting Alternative Materials Request. Paper request forms are no longer accepted.



- 2) Provide adequate justification for the alternative requested. Historical precedent will not suffice as justification.
- 3) Electronic backup documents are required to be uploaded to the AM&M request. Select the document “type” **Alternative Materials and Methods**. Be sure to provide full details of the alternate request in the “description” field. Simply stating “see attached” will not be accepted. Supporting documents shall include, but are not limited to, site maps, plans, details and product data or specifications. All electronic document submissions must follow the file name nomenclature: *Permit Number, AMM, Brief Description of Alternative, Year Month Day* in 118 characters or less. For example: **TP20-0000-AMM-ExtendOutDate-YYYY-MM-DD**.
- 4) Only one permit number may be selected for an AM&M application, and one code section variance, per request. Multiple permits and code sections will require additional AM&M requests.
- 5) There are several EPCOT Code section options listed in the dropdown selection. If the code section is not listed, use “Other” found on the bottom of the list. The appropriate code section must be listed or the request will not proceed.
- 6) For permit or temporary installation extension requests, be sure to check “Extension Request” only and use “EBC 305.3 Time limitation. Extension request.” The number of days will be auto-populated as a reference.



Note this application is for an Alternative Means & Methods variation request.

Please complete the Following	
<p><b>REQUEST INFORMATION</b></p> <p>Permit Number: <input type="text"/></p>	<p><i>Fill in each section completely:</i></p> <p><b>Permit Number:</b> Auto-populated from the main root permit.</p>
<p>Alternative Materials: <input type="checkbox"/></p> <p>Alternative Methods: <input type="checkbox"/></p> <p>Special Permission: <input type="checkbox"/></p>	<p><b>Type of Request:</b> Only select one item from the check boxes.</p>
<p>Response to Correction Notice: <input type="checkbox"/></p> <p>CN#: <input type="text"/></p>	<p><b>Response to Correction Notice:</b> Select if in response to a CNI - enter the correct #.</p>
<p>Extension Request: <input type="checkbox"/></p> <p>Current Parent Expiration: <input type="text"/> </p> <p>Current Temporary Installation Removal Date: <input type="text"/> </p> <p>Proposed New Removal/Expiration Date: <input type="text"/> </p> <p>Number of Days Requested for Extension: <input type="text"/></p>	<p><b>Extension Request:</b> Check box and enter requested temporary removal date OR permit expiration date. <i>Note: Number of days will auto-populate.</i></p>
<p>*EPCOT Code Section: <input type="text" value="--Select--"/></p>	<p><b>EPCOT Code Section:</b> Proper code section must be selected or entered.</p>
<p>*Request Details: <input type="text"/></p> <p><a href="#">spell check</a></p>	<p><b>Request Details:</b> Be as specific as possible. The box will grow with comments. <i>Note: Comments like "see attached" will not be accepted.</i></p>
<p>* Supporting documents <input type="radio"/> Yes <input type="radio"/> No REQUIRED to be uploaded to the "Alternative Materials &amp; Methods" document category. Include plans / site plans / product data, as appropriate.:</p>	<p><b>Documents:</b> Accompanying documentation must be uploaded to this request.</p>
<p>*Requestor Name: <input type="text"/></p> <p>*Requestor Phone: <input type="text"/></p> <p>*Requestor Email: <input type="text"/></p>	<p><b>Requestor Information:</b> Required for contact purposes.</p>